


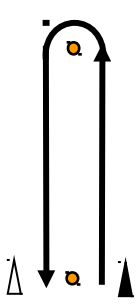
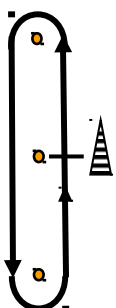


Appendix A HYC Club Courses

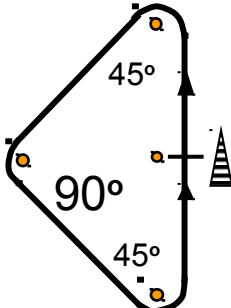
Start Boat = 
 Finish Boat = 
 Start-Finish Boat = 



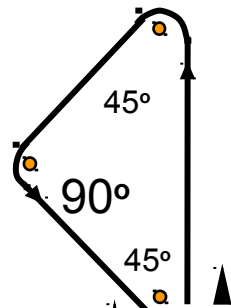
W



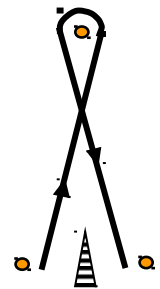
D



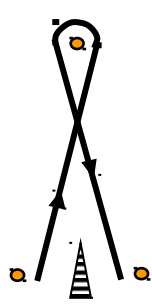
M



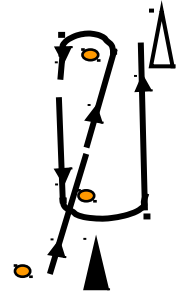
T



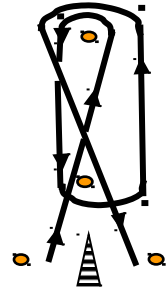
BC



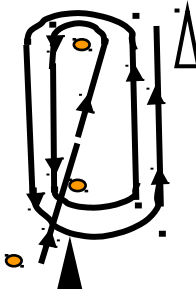
C2



C3



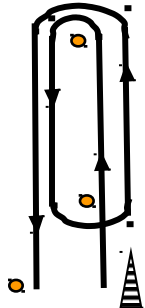
C4



C5

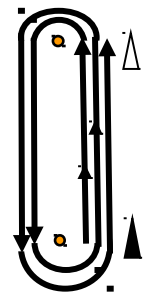


J

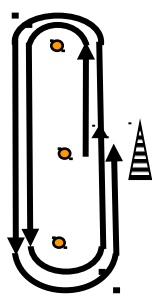


L

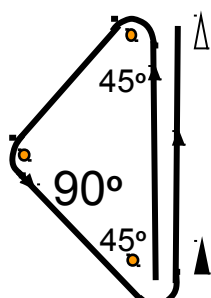
Courses W, D, M, J, L etc. may be modified by adding additional legs, additional times around the entire courses or a combination thereof. When one of these courses is modified it will be posted with the number times the basic course will be sailed. See examples W2^{1/2}, D2 and T1-1/3 below.



W2^{1/2}



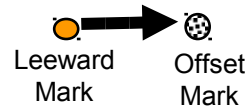
D2



T1^{1/3}



Offset Marks
May be used in any course



Windward Gate

Gates
May be used in any course

Leeward Gate



Appendix A

The 2020 One Design Sl's
are amended to add the following course

Course "N"

- Windward mark

Start Pin

•

(RC) Race Committee

Leeward Mark

Finish Pin

The Start Pin, Leeward Mark and Finish Pin are the same mark.

N and a # = Course and number of legs

N2 = Start to Windward Mark to port to Finish Pin to starboard

N4 = Start to Windward Mark to port to Leeward Mark to port to
Windward Mark to port to Finish Pin to starboard